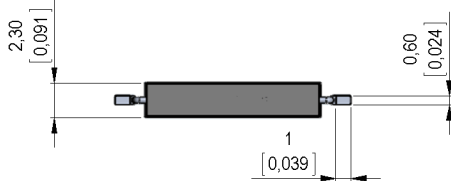
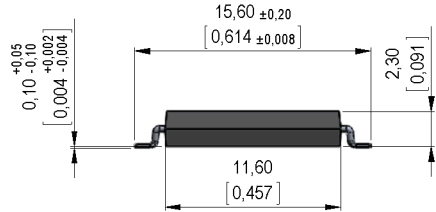


**Dimensions mm[inch]**  
tolerances according to DIN ISO 2768-m  
Toleranzen gem. DIN ISO 2768-m



**Isometric**  
Scale 2:1  
Maßstab 2:1

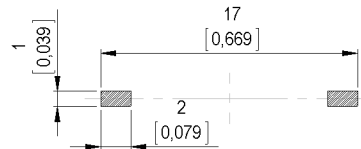


**Marking**

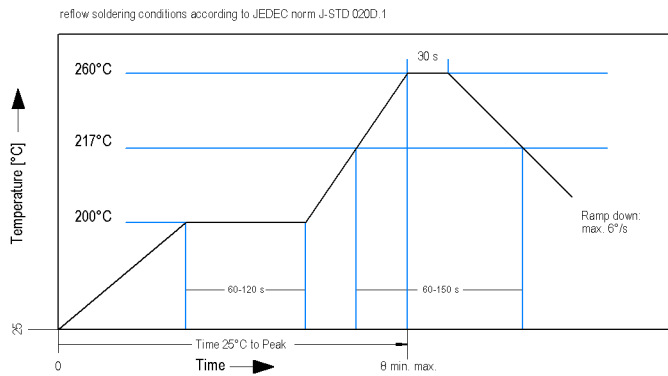
according to EN60062/factory code  
gem. EN60062/Fertigungsstätte



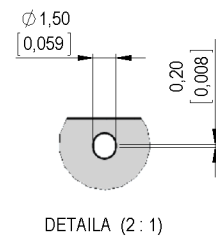
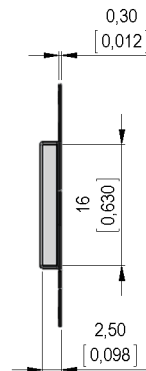
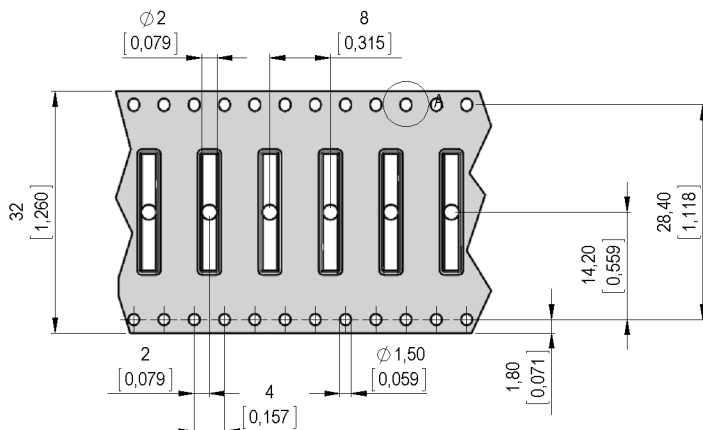
**Recommended PCB Pad Layout**



**Solder Reflow Profile**



**Packaging**





Europe: +49 / 7731 8399 0

| Email: info@standexmeder.com

USA: +1 / 508 295 0771

| Email: salesusa@standexmeder.com

Asia: +852 / 2955 1682

| Email: salesasia@standexmeder.com

Item No.:

**9161870022**

Item:

**MK16-B-2**

Magnetic properties	Conditions	Min	Typ	Max	Unit
Pull-In	at 20°C	20		47	AT
Test equipment			KMS-11		
Pull-In	at 20°C	11		26	AT
Test equipment			KMS-03		
Pull-In in milliTesla (modified conta	MS150 - phys. caused tolerance +/- 0,1mT	1,1		2,3	mT
Test equipment			MS-150		

Contact data 87	Conditions	Min	Typ	Max	Unit
Contact-material	Plating thicknesses are proprietary		Rhodium		
Contact rating	Any DC combination of V & A not to exceed their individual max.'s			10	W
Switching voltage	DC or Peak AC			200	V
Carry current	DC or Peak AC			0,5	A
Switching current	DC or Peak AC			0,4	A
Contact resistance static	Measured with 40% overdrive Start Value			150	mOhm
Breakdown voltage	according to IEC 255-5	230			VDC

Special Product Data	Conditions	Min	Typ	Max	Unit
Housing material			epoxy resin		
Approval			UL-File No.E156887		

Environmental data	Conditions	Min	Typ	Max	Unit
Shock	1/2 sine wave duration 11ms			30	g
Vibration	from 10 - 2000 Hz			20	g
Ambient temperature		-40		130	°C
Storage temperature		-50		130	°C
Soldering Temperature Tsold	Reflow acc.IPC/JEDEC J-STD-020D.1			260	°C
Cleaning			fully sealed		

Modifications in the sense of technical progress are reserved

Designed at: 06.10.08 Designed by: THAUKE

Approval at: 06.10.08 Approval by: JHEYDER

Last Change at: 28.01.15 Last Change by: WKOVACS

Approval at: 28.01.15 Approval by: AWEBER

Version: 16